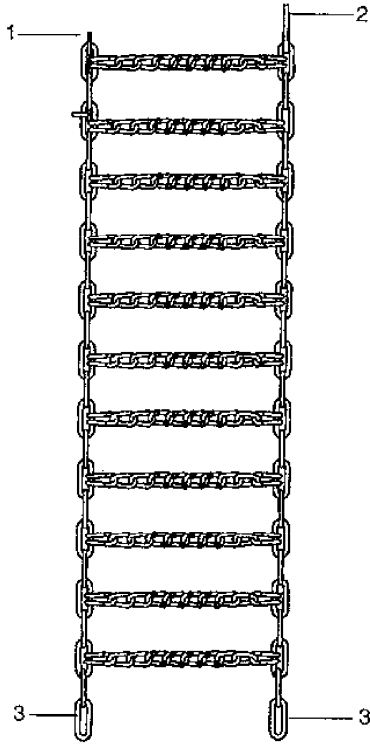
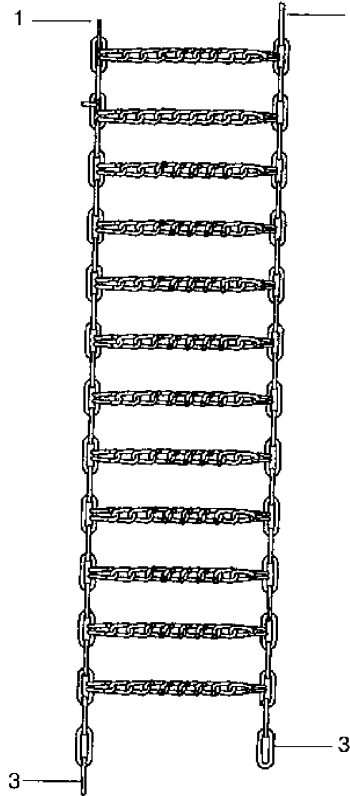


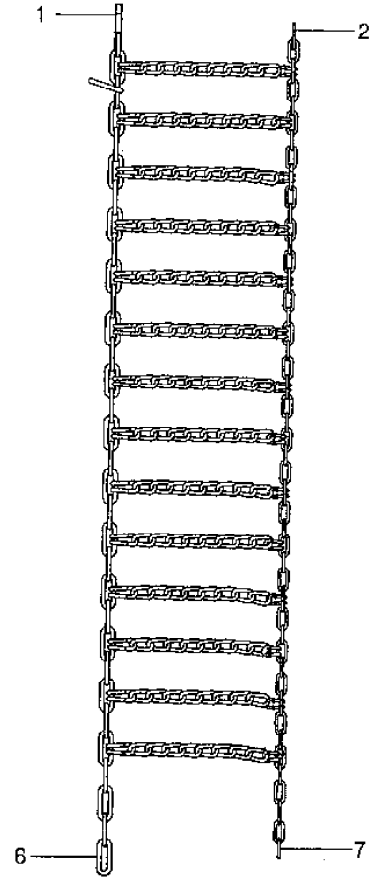
13-1956-13



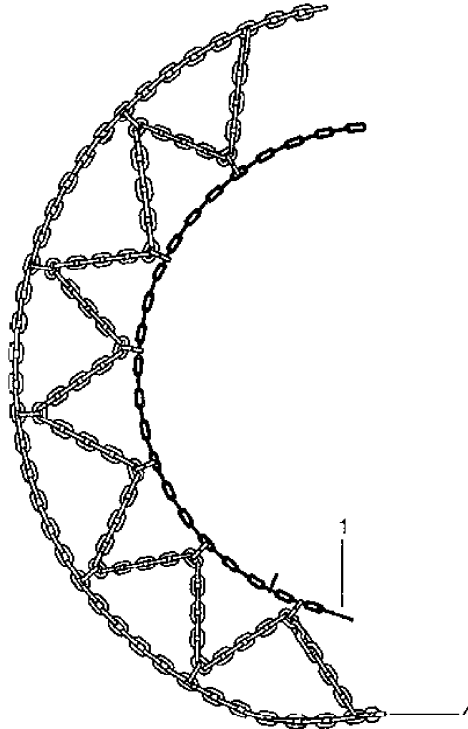
13-0902-11



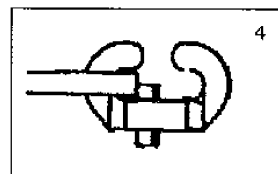
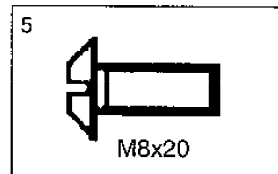
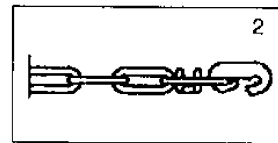

13-0929-11



13-1947-11



test



Section: SNOW CHAINS ART.NO 13-1956-13 13-0902-11,13-1947-11 13-0929

Pos.	Quantity		Spare part No	Description	Kit	Notes	New
------	----------	--	---------------	-------------	-----	-------	-----

P16"	P17"	V16"	V16"
1956	0902	1947	0929

1	2	2	2	2	1134-1363-01	Chain lock	
2	2	2		2	1134-2743-01	Chain link	
3	ERF	ERF			1134-4416-01	Chain link	Ø4.5 x 35
4			2		1134-4750-01	Pin schackle couple	
5	2	2			1134-4771-01	Special screw	Stötfångare/Bumper
6				ERF	1134-4416-02	Chain link	Ø4.0 x 31.5
7				ERF	1134-4416-03	Chain link	Ø3.5 x 21

test